

**RESOLUTION NO. 2021-08**


**A RESOLUTION OF THE BOARD OF DIRECTORS  
OF THE MIDWAY CITY SANITARY DISTRICT OF  
ORANGE COUNTY, CALIFORNIA, ADOPTING THE  
2021-2022 SALARY SCHEDULE FOR REPRESENTED  
EMPLOYEES**


**WHEREAS**, California Code Regulations, Title 2, Section 570.5 was adopted by CalPERS to provide specific requirements on how public agencies should document pay rates;

**WHEREAS**, to comply with Section 570. 5, the District's salary schedule listing all titles for every employee position, pay rates for each position, and the time base for each pay rate must be adopted by the Board of Directors.

**NOW, THEREFORE, BE IT RESOLVED THAT**, in accordance with California Code Regulations, Title 2, Section 570.5, the Board of Directors of the Midway City Sanitary District hereby adopts the Salary Schedule, Effective July 1, 2021 – June 30, 2022, which is attached hereto as Exhibit A.

**PASSED AND ADOPTED**, at a regular meeting of the Board of Directors of Midway City Sanitary District of Orange County, California, held this 20<sup>th</sup> day of July, 2021.

  
\_\_\_\_\_  
Andrew Nguyen, President

ATTEST:  
  
\_\_\_\_\_  
Sergio Contreras, Secretary

**CERTIFICATION**


I, Sergio Contreras, Secretary of the MIDWAY CITY SANITARY DISTRICT of Orange County, California, do hereby certify that the foregoing Resolution No. 2021-08 was duly adopted at a meeting of the Governing Board of said District held on the 20<sup>th</sup> day of July, 2021 by the following vote of the members of the Board:

AYES: S. Contreras, T. Diep, A. Nguyen and C. Nguyen

NOES:

ABSENT: M. Rice

and I further certify that Andrew Nguyen, as President, and Sergio Contreras, as Secretary, signed and approved said Resolution No. 2021-08 on the 20<sup>th</sup> day of July, 2021.

  
\_\_\_\_\_  
Sergio Contreras, Secretary

(District Seal)

---

STATE OF CALIFORNIA        )  
  ) ss.  
COUNTY OF ORANGE        )

I, Sergio Contreras, Secretary of the Midway City Sanitary District of Orange County, California, do hereby certify that the foregoing is a full, true and correct copy of Resolution No 2021-08 passed and adopted by the Board of Directors of said District at a meeting thereof held on the 20<sup>th</sup> day of July, 2021.

**IN WITNESS WHEREOF**, I have hereunto set my hand and affixed my official Seal of said District this 20<sup>th</sup> day of July, 2021.

  
\_\_\_\_\_  
Sergio Contreras, Secretary

EXHIBIT 'A'  
**MIDWAY CITY SANITARY DISTRICT**  
 District Wide Pay Schedule  
 Fiscal Year 2020-2021  
 Effective 07/01/2020

REPRESENTED EMPLOYEES  
 Effective 07-01-2021

| JOB TITLE  |               |               |               |               |               |               |               |               |
|--|---------------|---------------|---------------|---------------|---------------|---------------|---------------|---------------|
| <b>LEAD SOLID WASTE WORKER (Supervisor)</b>                  | <b>STEP 1</b> | <b>STEP 2</b> | <b>STEP 3</b> | <b>STEP 4</b> | <b>STEP 5</b> | <b>STEP 6</b> | <b>STEP 7</b> | <b>STEP 8</b> |
| BI-WEEKLY  | 2,440.80      | 2,531.20      | 2,624.00      | 2,763.20      | 2,908.80      | 3,060.80      | 3,221.60      | 3,383.20      |
| MONTHLY  | 5,288.40      | 5,484.27      | 5,685.33      | 5,986.93      | 6,302.40      | 6,631.73      | 6,980.13      | 7,330.27      |
| ANNUAL   | 63,460.80     | 65,811.20     | 68,224.00     | 71,843.20     | 75,628.80     | 79,580.80     | 83,761.60     | 87,963.20     |
| BASE PAY RATE PER HOUR                                       | 30.51         | 31.64         | 32.80         | 34.54         | 36.36         | 38.26         | 40.27         | 42.29         |
| with CWEA Grade 1 Cert. +3%                                  | 31.43         | 32.59         | 33.78         | 35.58         | 37.45         | 39.41         | 41.48         | 43.56         |
| <b>SOLID WASTE DRIVER</b>                                    | <b>STEP 1</b> | <b>STEP 2</b> | <b>STEP 3</b> | <b>STEP 4</b> | <b>STEP 5</b> | <b>STEP 6</b> | <b>STEP 7</b> | <b>STEP 8</b> |
| BI-WEEKLY  | 1,935.20      | 1,982.40      | 2,032.80      | 2,077.60      | 2,124.00      | 2,171.20      | 2,223.20      | 2,308.00      |
| MONTHLY  | 4,192.93      | 4,295.20      | 4,404.40      | 4,501.47      | 4,602.00      | 4,704.27      | 4,816.93      | 5,000.67      |
| ANNUAL   | 50,315.20     | 51,542.40     | 52,852.80     | 54,017.60     | 55,224.00     | 56,451.20     | 57,803.20     | 60,008.00     |
| BASE PAY RATE PER HOUR                                       | 24.19         | 24.78         | 25.41         | 25.97         | 26.55         | 27.14         | 27.79         | 28.85         |
| with CWEA Grade 1 Cert. +3%                                  | 24.92         | 25.52         | 26.17         | 26.75         | 27.35         | 27.95         | 28.62         | 29.72         |
| <b>RELIEF DRIVER/UTILITY PERSON (with a class B License)</b> | <b>STEP 1</b> | <b>STEP 2</b> | <b>STEP 3</b> | <b>STEP 4</b> | <b>STEP 5</b> | <b>STEP 6</b> | <b>STEP 7</b> | <b>STEP 8</b> |
| BI-WEEKLY  | 1,935.20      | 1,982.40      | 2,032.80      | 2,077.60      | 2,124.00      | 2,171.20      | 2,223.20      | 2,308.00      |
| MONTHLY  | 4,192.93      | 4,295.20      | 4,404.40      | 4,501.47      | 4,602.00      | 4,704.27      | 4,816.93      | 5,000.67      |
| ANNUAL   | 50,315.20     | 51,542.40     | 52,852.80     | 54,017.60     | 55,224.00     | 56,451.20     | 57,803.20     | 60,008.00     |
| BASE PAY RATE PER HOUR                                       | 24.19         | 24.78         | 25.41         | 25.97         | 26.55         | 27.14         | 27.79         | 28.85         |
| with CWEA Grade 1 Cert. +3%                                  | 24.92         | 25.52         | 26.17         | 26.75         | 27.35         | 27.95         | 28.62         | 29.72         |
| <b>UTILITY PERSON (without a class B License)</b>            | <b>STEP 1</b> | <b>STEP 2</b> | <b>STEP 3</b> | <b>STEP 4</b> | <b>STEP 5</b> | <b>STEP 6</b> | <b>STEP 7</b> | <b>STEP 8</b> |
| BI-WEEKLY  | 1,604.80      | 1,666.40      | 1,723.20      | 1,788.00      | 1,855.20      | 1,922.40      | 2,031.20      | 2,078.40      |
| MONTHLY  | 3,477.07      | 3,610.53      | 3,733.60      | 3,874.00      | 4,019.60      | 4,165.20      | 4,400.93      | 4,503.20      |
| ANNUAL   | 41,724.80     | 43,326.40     | 44,803.20     | 46,488.00     | 48,235.20     | 49,982.40     | 52,811.20     | 54,038.40     |
| BASE PAY RATE PER HOUR                                       | 20.06         | 20.83         | 21.54         | 22.35         | 23.19         | 24.03         | 25.39         | 25.98         |
| <b>LEAD SEWER MAINTENANCE WORKER (Supervisor)</b>            | <b>STEP 1</b> | <b>STEP 2</b> | <b>STEP 3</b> | <b>STEP 4</b> | <b>STEP 5</b> | <b>STEP 6</b> | <b>STEP 7</b> | <b>STEP 8</b> |
| BI-WEEKLY  | 2,440.80      | 2,531.20      | 2,624.00      | 2,763.20      | 2,908.80      | 3,060.80      | 3,221.60      | 3,383.20      |
| MONTHLY  | 5,288.40      | 5,484.27      | 5,685.33      | 5,986.93      | 6,302.40      | 6,631.73      | 6,980.13      | 7,330.27      |
| ANNUAL   | 63,460.80     | 65,811.20     | 68,224.00     | 71,843.20     | 75,628.80     | 79,580.80     | 83,761.60     | 87,963.20     |
| BASE PAY RATE PER HOUR                                       | 30.51         | 31.64         | 32.80         | 34.54         | 36.36         | 38.26         | 40.27         | 42.29         |
| with CWEA Grade 1 Cert. +3%                                  | 31.43         | 32.59         | 33.78         | 35.58         | 37.45         | 39.41         | 41.48         | 43.56         |
| with CWEA Grade 2 Cert. +1.5%                                | 31.90         | 33.08         | 34.29         | 36.11         | 38.01         | 40.00         | 42.10         | 44.21         |
| with CWEA Grade 3 Cert. +1%                                  | 32.22         | 33.41         | 34.63         | 36.47         | 38.39         | 40.40         | 42.52         | 44.65         |
| with CWEA Grade 4 Cert. +1%                                  | 32.54         | 33.74         | 34.98         | 36.84         | 38.78         | 40.80         | 42.95         | 45.10         |
| <b>PUMP STATION MECHANIC</b>                                 | <b>STEP 1</b> | <b>STEP 2</b> | <b>STEP 3</b> | <b>STEP 4</b> | <b>STEP 5</b> | <b>STEP 6</b> | <b>STEP 7</b> | <b>STEP 8</b> |
| BI-WEEKLY  | 2,223.20      | 2,312.80      | 2,402.40      | 2,493.60      | 2,592.00      | 2,676.00      | 2,762.40      | 2,849.60      |
| MONTHLY  | 4,816.93      | 5,011.07      | 5,205.20      | 5,402.80      | 5,616.00      | 5,798.00      | 5,985.20      | 6,174.13      |
| ANNUAL   | 57,803.20     | 60,132.80     | 62,462.40     | 64,833.60     | 67,392.00     | 69,576.00     | 71,822.40     | 74,089.60     |
| BASE PAY RATE PER HOUR                                       | 27.79         | 28.91         | 30.03         | 31.17         | 32.40         | 33.45         | 34.53         | 35.62         |
| with CWEA Grade 1 Cert. +3%                                  | 28.62         | 29.78         | 30.93         | 32.11         | 33.37         | 34.45         | 35.57         | 36.69         |
| with CWEA Grade 2 Cert. +1.5%                                | 29.05         | 30.22         | 31.39         | 32.59         | 33.87         | 34.97         | 36.10         | 37.24         |
| with CWEA Grade 3 Cert. +1%                                  | 29.34         | 30.53         | 31.71         | 32.91         | 34.21         | 35.32         | 36.46         | 37.61         |
| with CWEA Grade 4 Cert. +1%                                  | 29.64         | 30.83         | 32.03         | 33.24         | 34.55         | 35.67         | 36.82         | 37.99         |
| <b>SEWER MAINTENANCE WORKER</b>                              | <b>STEP 1</b> | <b>STEP 2</b> | <b>STEP 3</b> | <b>STEP 4</b> | <b>STEP 5</b> | <b>STEP 6</b> | <b>STEP 7</b> | <b>STEP 8</b> |
| BI-WEEKLY  | 1,972.00      | 2,062.40      | 2,153.60      | 2,240.80      | 2,331.20      | 2,422.40      | 2,512.00      | 2,600.00      |
| MONTHLY  | 4,272.67      | 4,468.53      | 4,666.13      | 4,855.07      | 5,050.93      | 5,248.53      | 5,442.67      | 5,633.33      |
| ANNUAL   | 51,272.00     | 53,622.40     | 55,993.60     | 58,260.80     | 60,611.20     | 62,982.40     | 65,312.00     | 67,600.00     |
| BASE PAY RATE PER HOUR                                       | 24.65         | 25.78         | 26.92         | 28.01         | 29.14         | 30.28         | 31.40         | 32.50         |
| with CWEA Grade 1 Cert. +3%                                  | 25.39         | 26.55         | 27.73         | 28.85         | 30.01         | 31.19         | 32.34         | 33.48         |
| with CWEA Grade 2 Cert. +1.5%                                | 25.77         | 26.95         | 28.14         | 29.28         | 30.46         | 31.66         | 32.83         | 33.98         |
| with CWEA Grade 3 Cert. +1%                                  | 26.03         | 27.22         | 28.42         | 29.58         | 30.77         | 31.97         | 33.16         | 34.32         |
| with CWEA Grade 4 Cert. +1%                                  | 26.29         | 27.49         | 28.71         | 29.87         | 31.08         | 32.29         | 33.49         | 34.66         |
|  |               | 4.58%         | 4.42%         | 4.05%         | 4.03%         | 3.91%         | 3.70%         | 3.50%         |
| <b>LEAD FLEET MAINTENANCE MECHANIC (Supervisor)</b>          | <b>STEP 1</b> | <b>STEP 2</b> | <b>STEP 3</b> | <b>STEP 4</b> | <b>STEP 5</b> | <b>STEP 6</b> | <b>STEP 7</b> | <b>STEP 8</b> |
| BI-WEEKLY  | 2,440.80      | 2,531.20      | 2,624.00      | 2,763.20      | 2,908.80      | 3,060.80      | 3,221.60      | 3,383.20      |
| MONTHLY  | 5,288.40      | 5,484.27      | 5,685.33      | 5,986.93      | 6,302.40      | 6,631.73      | 6,980.13      | 7,330.27      |
| ANNUAL   | 63,460.80     | 65,811.20     | 68,224.00     | 71,843.20     | 75,628.80     | 79,580.80     | 83,761.60     | 87,963.20     |
| BASE PAY RATE PER HOUR                                       | 30.51         | 31.64         | 32.80         | 34.54         | 36.36         | 38.26         | 40.27         | 42.29         |
| with CWEA Grade 1 Cert. +3%                                  | 31.43         | 32.59         | 33.78         | 35.58         | 37.45         | 39.41         | 41.48         | 43.56         |
| <b>MECHANIC</b>  | <b>STEP 1</b> | <b>STEP 2</b> | <b>STEP 3</b> | <b>STEP 4</b> | <b>STEP 5</b> | <b>STEP 6</b> | <b>STEP 7</b> | <b>STEP 8</b> |
| BI-WEEKLY  | 2,223.20      | 2,312.80      | 2,402.40      | 2,493.60      | 2,592.00      | 2,676.00      | 2,762.40      | 2,849.60      |
| MONTHLY  | 4,816.93      | 5,011.07      | 5,205.20      | 5,402.80      | 5,616.00      | 5,798.00      | 5,985.20      | 6,174.13      |
| ANNUAL   | 57,803.20     | 60,132.80     | 62,462.40     | 64,833.60     | 67,392.00     | 69,576.00     | 71,822.40     | 74,089.60     |
| BASE PAY RATE PER HOUR                                       | 27.79         | 28.91         | 30.03         | 31.17         | 32.40         | 33.45         | 34.53         | 35.62         |
| with CWEA Grade 1 Cert. +3%                                  | 28.62         | 29.78         | 30.93         | 32.11         | 33.37         | 34.45         | 35.57         | 36.69         |